

LISTED INVESTMENT COMPANIES and TRUSTS ASSOCIATION LTD



SECTOR REPORT

JUNE 2021

Comparisons

LIC/LIT sector \$Ms

change in mkt cap on Y/a

\$14,183

32.1%

Broad market:

All ordinaries (pts)

1,584

26.4%

S&P/ASX200 (pts)

1,415

24.0%

Trends by asset class year on year

	Jun-20 Mkt Cap \$M	Jun-21 Mkt Cap \$M	change on Y/a \$ms/pts %	
LIC/LIT sector total	44,156	58,339	14,183	32.1%
Equity Australian (total)	27,085	36,499	9,414	34.8%
Equity Global (total)	12,738	16,558	3,820	30.0%
Fixed income (total)	4,333	5,282	949	21.9%

Comparisons

All ordinaries	6,001.3	7,584.9	1,584	26.4%
S&P/ASX 200 (XJO)	5,897.9	7,313.0	1,415	24.0%
S&P/ASX 200 accum (XJOAI)	64,892.9	82,932.3	18,039	27.8%
ASX Cap value	1,918,406	2,498,440	580,034	30.2%

Trends

LIC/LIT sector \$Ms

Change in mkt cap over

5 years

\$27,203

87%

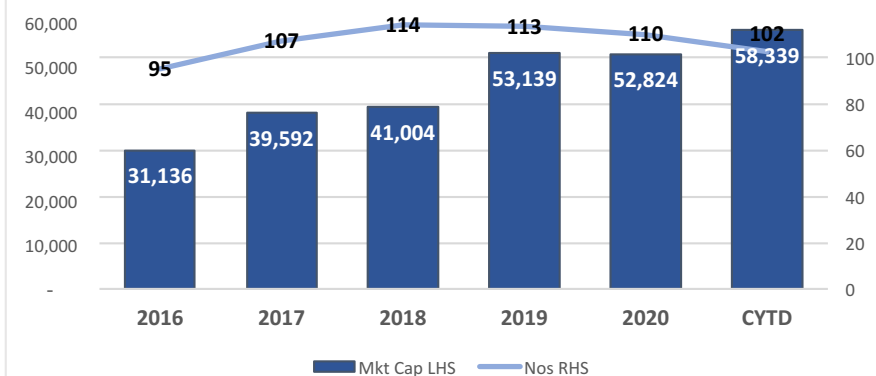
Change in entity #s over

5 years

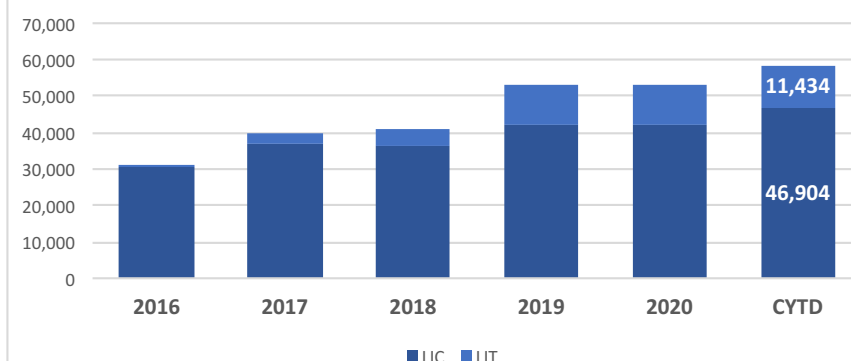
7

7%

LIC/LIT numbers \$ market cap \$Ms



LIC/LIT market cap split by structure \$Ms



LISTED INVESTMENT COMPANIES and TRUSTS ASSOCIATION LTD



SECTOR REPORT

JUNE 2021

Dec17 \$Ms

Sector market cap/share

\$39,591

Equity Aus (total):

\$30,358

77%

Equity Global (total):

\$8,583

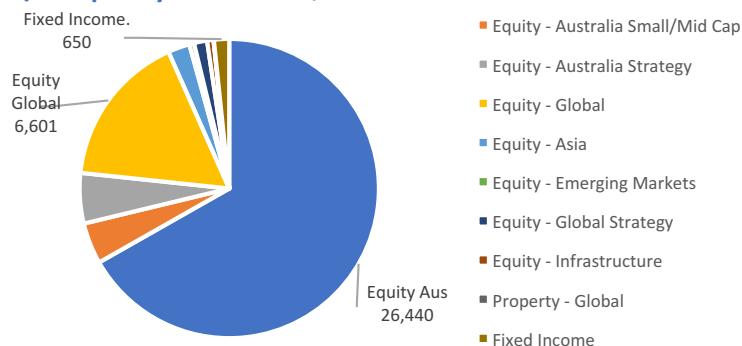
22%

Fixed Income (total):

\$650

2%

LIC/LIT split by asset class \$Ms Dec17



Jun21 \$Ms

Sector market cap/share

\$58,339

Equity Aus (total):

\$36,479

63%

Equity Global (total):

\$16,578

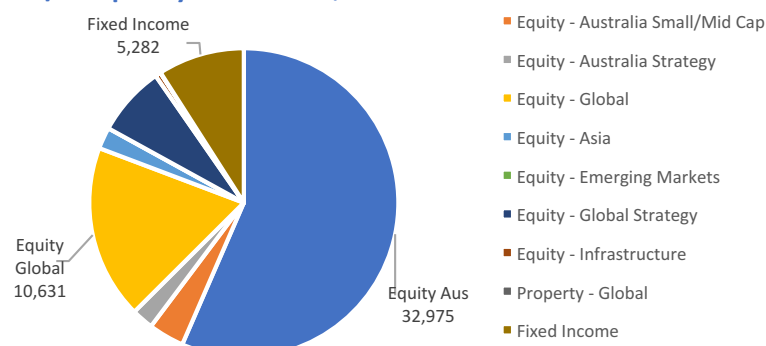
28%

Fixed Income

\$5,282

9%

LIC/LIT split by asset class \$Ms Jun21



#s

LIC/LIT sector diversification opportunities by number:

Equity Aus, (total: large cap, small/midcap and strategy)

54

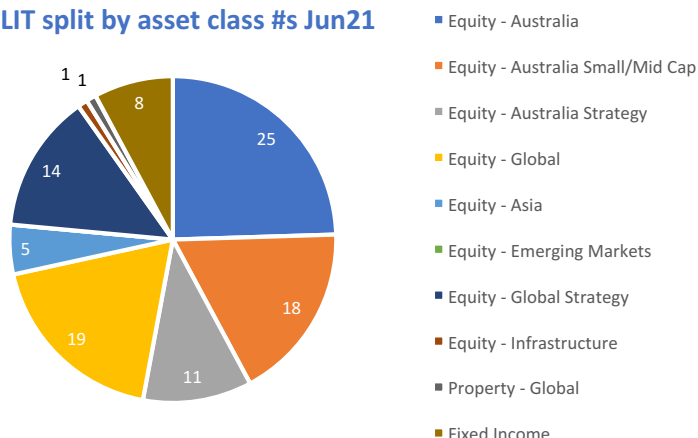
Equity Global, (total: Asian, emerging and infrastructure)

40

Fixed Income

8

LIC/LIT split by asset class #s Jun21



The Listed Investment Companies and Trusts Association (LICAT) represents the interests of Listed Investment Companies (LICs) and Listed Investment Trusts (LITs) and the investors holding 700,000+ interests in one or more LIC or LIT. The sector has proved popular with investors for over 95 years, providing easy access to professional fund managers who actively manage a range of underlying asset classes which extend from Australian shares to global equities, fixed income, infrastructure and property across a range of investment strategies. The investor base of the sector is made up predominantly of retail investors and SMSF trustees, many of whom are self-directed and who rely upon the investment expertise of the LIC or LIT manager to guide their investments.

Listed Investment Companies and Trusts Association Limited

ACN 161 506 985

Registered office: Level 16, 68 Pitt Street Sydney NSW 2000 Australia