

LISTED INVESTMENT COMPANIES and TRUSTS ASSOCIATION LTD



SECTOR REPORT

DECEMBER 2021

Comparisons

LIC/LIT sector \$Ms
\$56,103
change in mkt cap on Y/a
 \$3,280
6.2%

Broad market:
 All ordinaries (pts)
 929
13.6%
 S&P/ASX200 (pts)
 858
13.0%

Comparisons by asset class, structure & benchmarks year on year

	Dec-20 Mkt Cap \$M	Dec-21 Mkt Cap \$M	change on Y/a \$ms/pts	%
LIC/LIT sector total	52,823	56,103	3,280	6.2%
Equity Australian (total)	32,914	34,802	1,888	5.7%
Equity Global (total)	14,867	15,443	576	3.9%
Fixed income (total)	5,042	5,858	816	16.2%

LIC structure	42,223	44,879	2,656	6.3%
LIT structure	10,600	11,224	624	5.9%

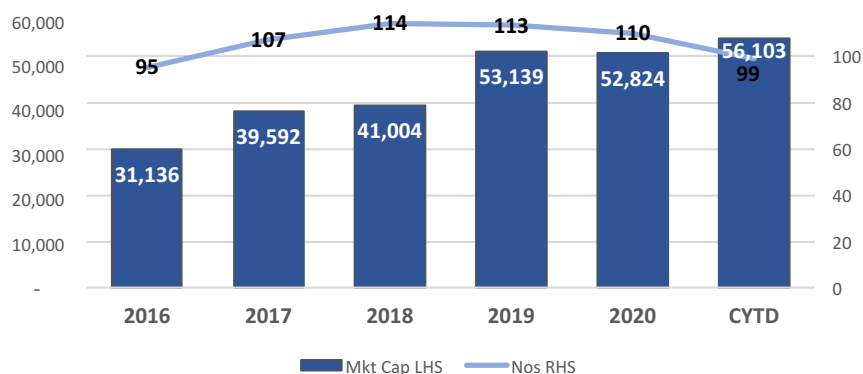
Comparisons				
All ordinaries	6,850.6	7,779.2	929	13.6%
S&P/ASX 200 (XJO)	6,587.1	7,444.6	858	13.0%
S&P/ASX 200 accum (XJOAI)	73,459.6	86,117.7	12,658	17.2%
ASX Cap value	2,236,723	2,602,725	366,002	16.4%

Trends

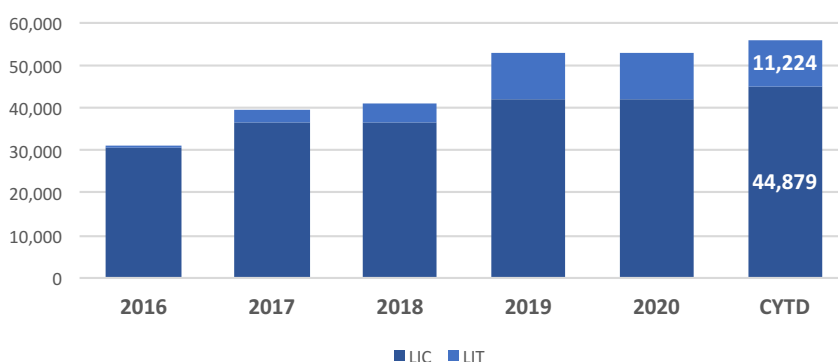
LIC/LIT sector \$Ms
Change in mkt cap over
5 years
 \$24,967
80%

Change in entity #s over
5 years
 4
4%

LIC/LIT numbers & market cap \$Ms



LIC/LIT market cap split by structure \$Ms



LISTED INVESTMENT COMPANIES and TRUSTS ASSOCIATION LTD



SECTOR REPORT

DECEMBER 2021

Dec17 \$Ms

Sector market cap/share

\$39,591

Equity Aus (total):

\$30,358

77%

Equity Global (total):

\$8,583

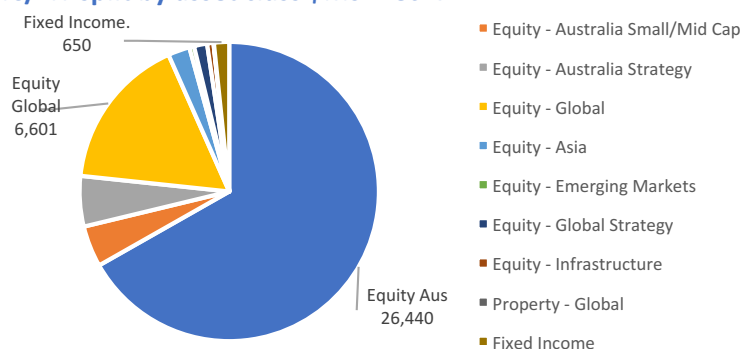
22%

Fixed Income (total):

\$650

2%

LIC/LIT split by asset class \$Ms Dec17



Dec21 \$Ms

Sector market cap/share

\$56,103

Equity Aus (total):

\$34,780

62%

Equity Global (total):

\$15,465

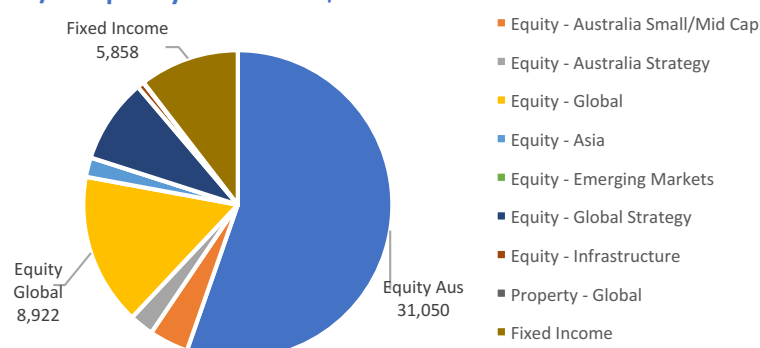
28%

Fixed Income

\$5,858

10%

LIC/LIT split by asset class \$Ms Dec21



Dec21 #s

LIC/LIT sector diversification opportunities by number:

Equity Aus, (total: large cap, small/midcap and strategy)

51

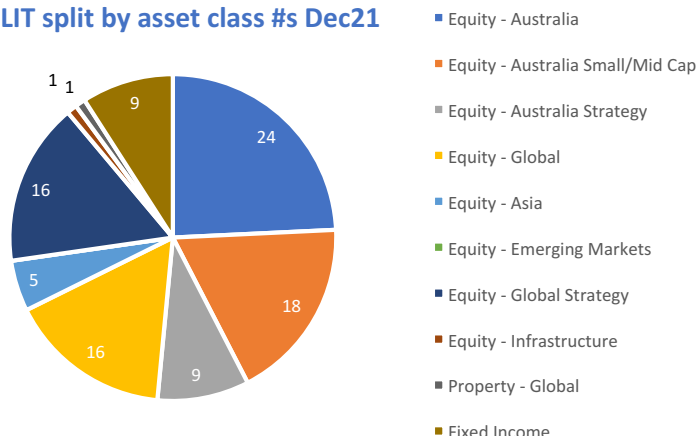
Equity Global, (total: Asian, emerging and infrastructure)

39

Fixed Income

9

LIC/LIT split by asset class #s Dec21



The Listed Investment Companies and Trusts Association (LICAT) represents the interests of Listed Investment Companies (LICs) and Listed Investment Trusts (LITs) and the investors holding 700,000+ interests in one or more LIC or LIT. The sector has proved popular with investors for over 95 years, providing easy access to professional fund managers who actively manage a range of underlying asset classes which extend from Australian shares to global equities, fixed income, infrastructure and property across a range of investment strategies. The investor base of the sector is made up predominantly of retail investors and SMSF trustees, many of whom are self-directed and who rely upon the investment expertise of the LIC or LIT manager to guide their investments.

Listed Investment Companies and Trusts Association Limited

ACN 161 506 985

Registered office: Level 16, 68 Pitt Street Sydney NSW 2000 Australia