

LISTED INVESTMENT COMPANIES and TRUSTS ASSOCIATION LTD



SECTOR REPORT

MARCH 2022

Comparisons

LIC/LIT sector \$Ms

\$53,934

change in mkt cap on Y/a

\$556

1.0%

Broad market:

All ordinaries (pts)

849

12.2%

S&P/ASX200 (pts)

709

10.4%

Comparisons by asset class, structure & benchmarks year on year

	Mar-21 Mkt Cap \$M	Mar-22 Mkt Cap \$M	change on Y/a \$ms/pts %	
LIC/LIT sector total	53,378	53,934	556	1.0%
Equity Australian (total)	33,365	34,153	788	2.4%
Equity Global (total)	15,061	14,005	-1,057	-7.0%
Fixed income (total)	4,951	5,776	825	16.7%

LIC structure	42,908	43,442	534	1.2%
LIT structure	10,470	10,492	22	0.2%

Comparisons

All ordinaries	6,940.6	7,789.6	849	12.2%
S&P/ASX 200 (XJO)	6,790.7	7,499.6	709	10.4%
S&P/ASX 200 accum (XJOAI)	76,585.7	88,049.0	11,463	15.0%
ASX Cap value	2,306,613	2,666,866	360,253	15.6%

Trends

LIC/LIT sector \$Ms

Change in mkt cap over

5 years

\$14,342

36%

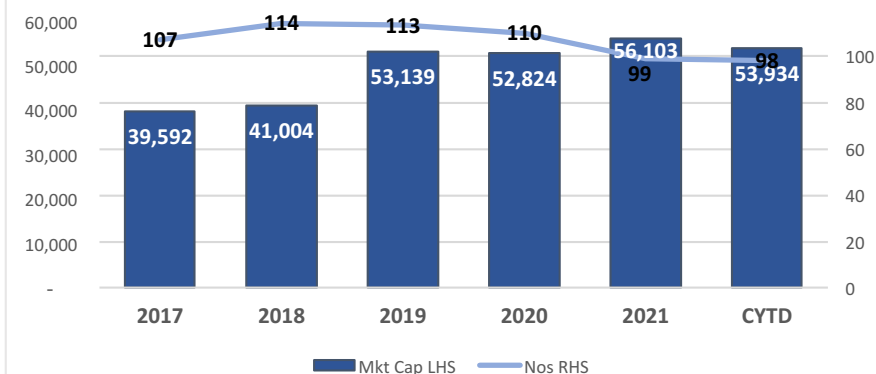
Change in entity #s over

5 years

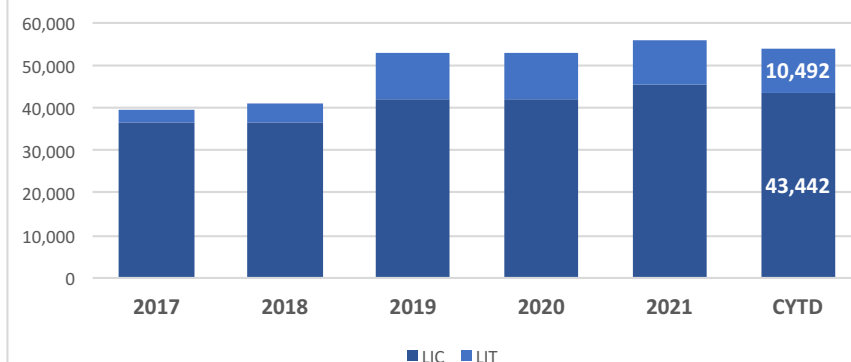
-9

-8%

LIC/LIT numbers & market cap \$Ms



LIC/LIT market cap split by structure \$Ms



LISTED INVESTMENT COMPANIES and TRUSTS ASSOCIATION LTD



SECTOR REPORT

MARCH 2022

Dec17 \$Ms

Sector market cap/share

\$39,591

Equity Aus (total):

\$30,358

77%

Equity Global (total):

\$8,583

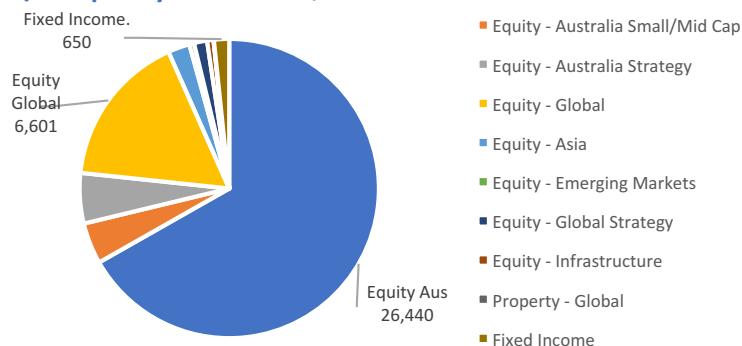
22%

Fixed Income (total):

\$650

2%

LIC/LIT split by asset class \$Ms Dec17



Mar22 \$Ms

Sector market cap/share

\$53,934

Equity Aus (total):

\$34,131

63%

Equity Global (total):

\$14,027

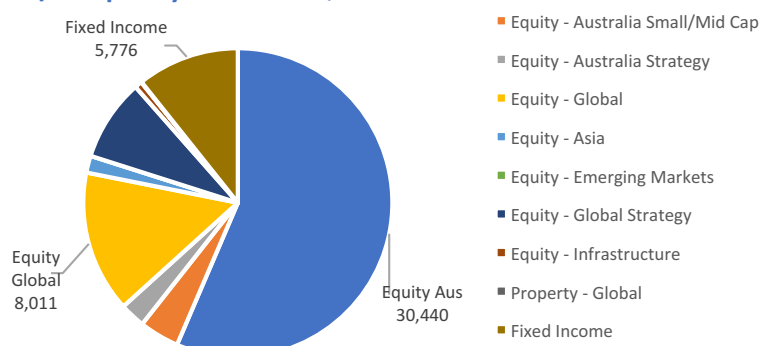
26%

Fixed Income

\$5,776

11%

LIC/LIT split by asset class \$Ms Mar22



Mar22 #s

LIC/LIT sector diversification opportunities by number:

Equity Aus, (total: large cap, small/midcap and strategy)

51

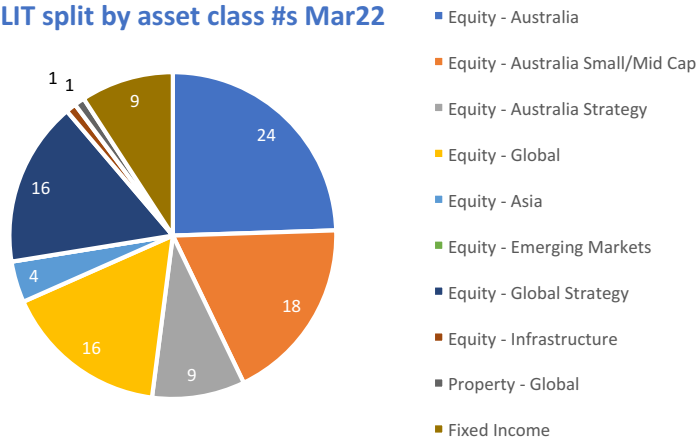
Equity Global, (total: Asian, emerging and infrastructure)

38

Fixed Income

9

LIC/LIT split by asset class #s Mar22



The Listed Investment Companies and Trusts Association (LICAT) represents the interests of Listed Investment Companies (LICs) and Listed Investment Trusts (LITs) and over 700,000 Australians investing in the LIC and LIT sector. The sector has proved popular with investors for close to 100 years, providing easy access to professional fund managers who actively manage a range of underlying asset classes which extend from Australian shares to global equities, fixed income, infrastructure, alternatives and property across a range of investment strategies. The investor base of the sector is made up predominantly of retail investors and SMSF trustees, many of whom are self-directed and who rely upon the investment expertise of the LIC or LIT manager to guide their investments.

Listed Investment Companies and Trusts Association Limited

ACN 161 506 985

Registered office: Level 16, 68 Pitt Street Sydney NSW 2000 Australia