

LISTED INVESTMENT COMPANIES and TRUSTS ASSOCIATION LTD



SECTOR REPORT

JUNE 2022

Comparisons

LIC/LIT sector \$Ms
\$47,631
change in mkt cap on Y/a
 -\$10,708
-18.4%

Broad market:
 All ordinaries (pts)
 -838
-11.1%
 S&P/ASX200 (pts)
 -745
-10.2%

Comparisons by asset class, structure & benchmarks year on year

	Jun-21 Mkt Cap \$M	Jun-22 Mkt Cap \$M	change on Y/a \$ms/pts %	
LIC/LIT sector total	58,339	47,631	-10,708	-18.4%
Equity Australian (total)	36,500	30,620	-5,880	-16.1%
Equity Global (total)	16,557	11,690	-4,867	-29.4%
Fixed income (total)	5,282	5,321	39	0.7%

LIC structure	46,899	38,385	-8,514	-18.2%
LIT structure	11,440	9,246	-2,194	-19.2%

Comparisons

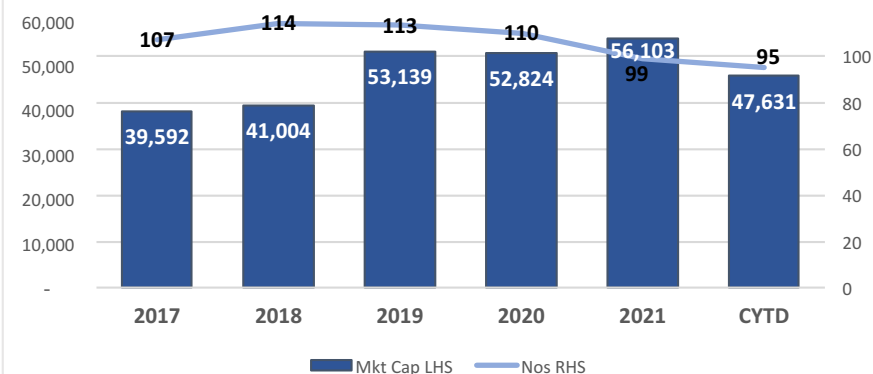
All ordinaries	7,584.9	6,746.5	-838	-11.1%
S&P/ASX 200 (XJO)	7,313.0	6,568.1	-745	-10.2%
S&P/ASX 200 accum (XJOAI)	82,932.3	77,568.6	-5,364	-6.5%
ASX Cap value	2,498,440	2,308,049	-190,391	-7.6%

Trends

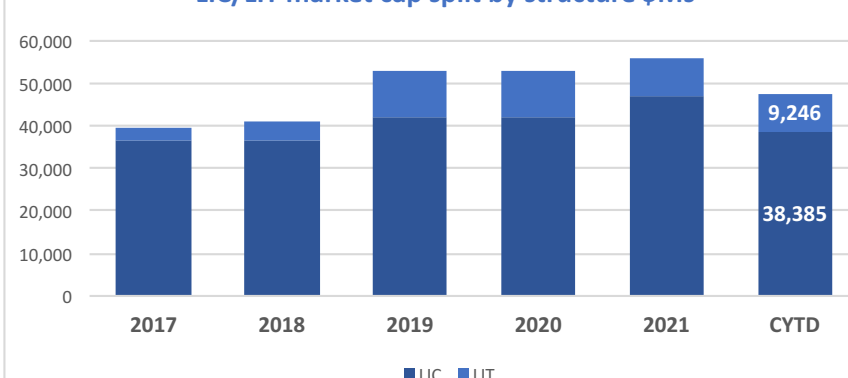
LIC/LIT sector \$Ms
Change in mkt cap over
5 years
 \$8,039
20%

Change in entity #s over
5 years
 -12
-11%

LIC/LIT numbers & market cap \$Ms



LIC/LIT market cap split by structure \$Ms



LISTED INVESTMENT COMPANIES and TRUSTS ASSOCIATION LTD



SECTOR REPORT

JUNE 2022

Dec17 \$Ms

Sector market cap/share

\$39,591

Equity Aus (total):

\$30,358

77%

Equity Global (total):

\$8,583

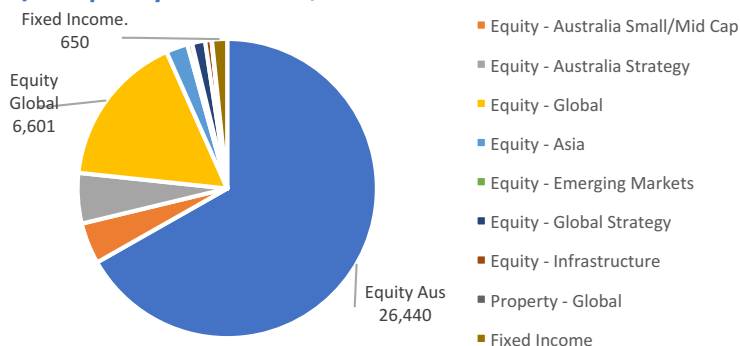
22%

Fixed Income (total):

\$650

2%

LIC/LIT split by asset class \$Ms Dec17



Jun22 \$Ms

Sector market cap/share

\$47,631

Equity Aus (total):

\$30,600

64%

Equity Global (total):

\$11,710

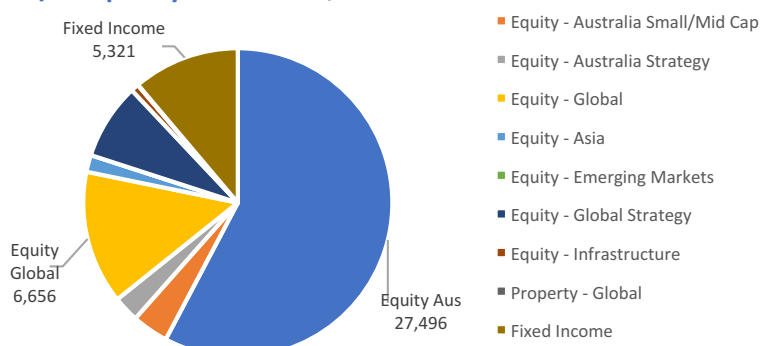
25%

Fixed Income

\$5,321

11%

LIC/LIT split by asset class \$Ms Jun22



Jun22 #s

LIC/LIT sector diversification opportunities by number:

Equity Aus, (total: large cap, small/midcap and strategy)

48

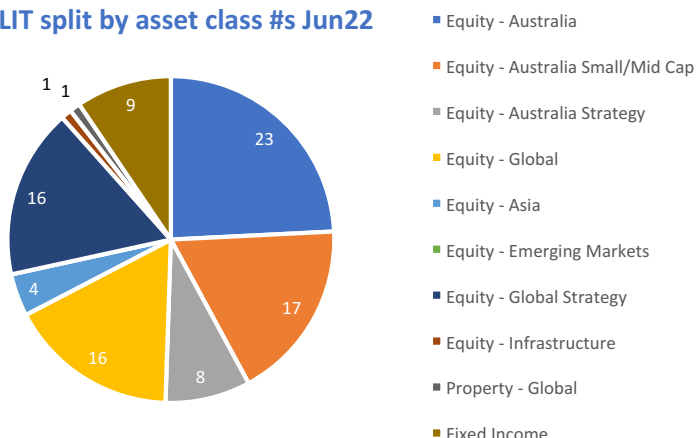
Equity Global, (total: Asian, emerging and infrastructure)

38

Fixed Income

9

LIC/LIT split by asset class #s Jun22



The Listed Investment Companies and Trusts Association (LICAT) represents the interests of Listed Investment Companies (LICs) and Listed Investment Trusts (LITs) and over 700,000 Australians investing in the LIC and LIT sector. The sector has proved popular with investors for close to 100 years, providing easy access to professional fund managers who actively manage a range of underlying asset classes which extend from Australian shares to global equities, fixed income, infrastructure, alternatives and property across a range of investment strategies. The investor base of the sector is made up predominantly of retail investors and SMSF trustees, many of whom are self-directed and who rely upon the investment expertise of the LIC or LIT manager to guide their investments.

Listed Investment Companies and Trusts Association Limited

ACN 161 506 985

Registered office: Level 16, 68 Pitt Street Sydney NSW 2000 Australia