

LISTED INVESTMENT COMPANIES and TRUSTS ASSOCIATION LTD



SECTOR REPORT

DECEMBER 2022

Comparisons

LIC/LIT sector \$Ms
\$48,700
change in mkt cap on Y/a
 -\$7,403
-13.2%

Broad market:
 All ordinaries (pts)
 -558
-7.2%
 S&P/ASX200 (pts)
 -406
-5.5%

Comparisons by asset class, structure & benchmarks year on year

	Dec-21 Mkt Cap \$M	Dec-22 Mkt Cap \$M	change on Y/a \$ms/pts	%
LIC/LIT sector total	56,103	48,700	-7,403	-13.2%
Equity Australian (total)	34,802	31,144	-3,658	-10.5%
Equity Global (total)	15,443	12,199	-3,244	-21.0%
Fixed income (total)	5,858	5,358	-500	-8.5%

LIC structure	44,903	39,182	-5,721	-12.7%
LIT structure	11,200	9,518	-1,682	-15.0%

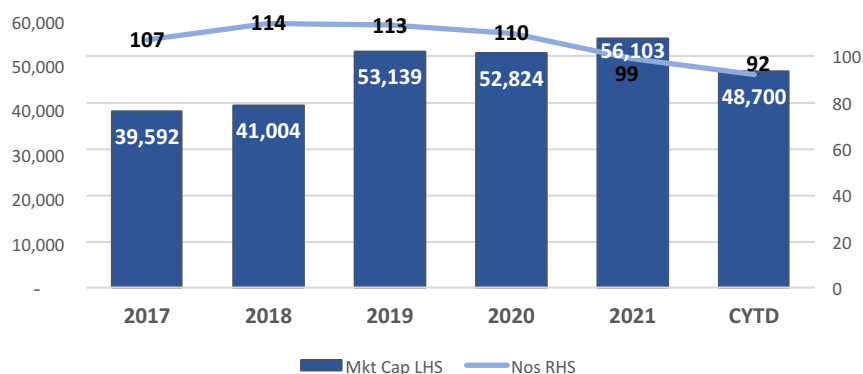
Comparisons				
All ordinaries	7,779.2	7,221.7	-558	-7.2%
S&P/ASX 200 (XJO)	7,444.6	7,038.7	-406	-5.5%
S&P/ASX 200 accum (XJOAI)	86,117.7	85,188.0	-930	-1.1%
ASX Cap value	2,602,725	2,463,345	-139,380	-5.4%

Trends

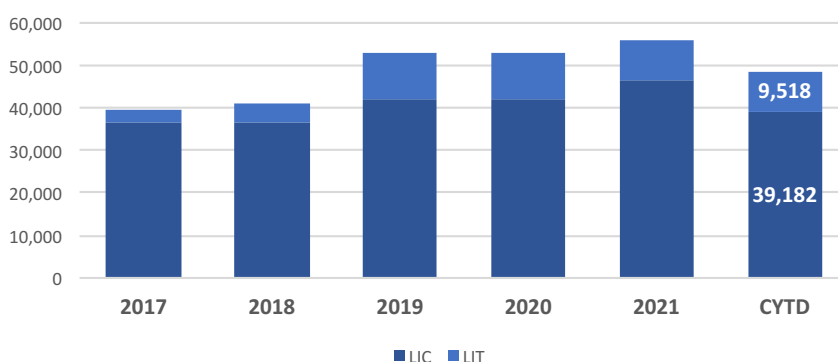
LIC/LIT sector \$Ms
Change in mkt cap over
5 years
 \$9,108
23%

Change in entity #s over
5 years
 -15
-14%

LIC/LIT numbers & market cap \$Ms



LIC/LIT market cap split by structure \$Ms



LISTED INVESTMENT COMPANIES and TRUSTS ASSOCIATION LTD



SECTOR REPORT

DECEMBER 2022

Dec17 \$Ms

Sector market cap/share

\$39,591

Equity Aus (total):

\$30,358

77%

Equity Global (total):

\$8,583

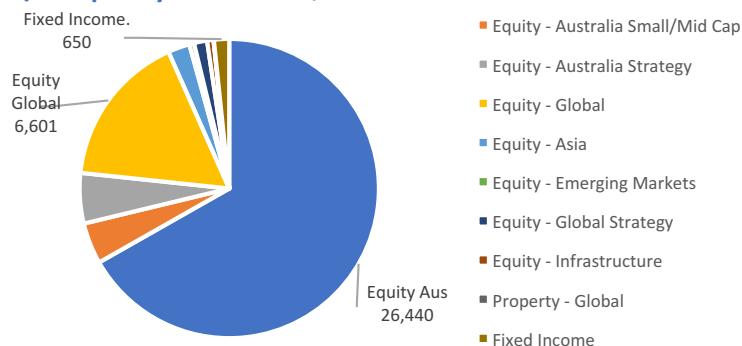
22%

Fixed Income (total):

\$650

2%

LIC/LIT split by asset class \$Ms Dec17



Dec22 \$Ms

Sector market cap/share

\$48,700

Equity Aus (total):

\$31,127

64%

Equity Global (total):

\$12,216

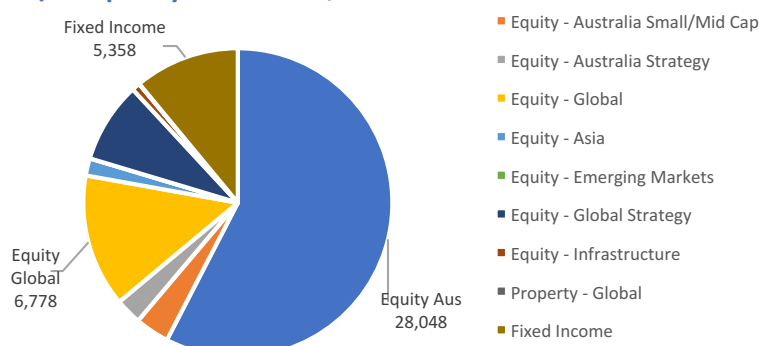
25%

Fixed Income

\$5,358

11%

LIC/LIT split by asset class \$Ms Dec22



Dec22 #s

LIC/LIT sector diversification opportunities by number:

Equity Aus, (total: large cap, small/midcap and strategy)

46

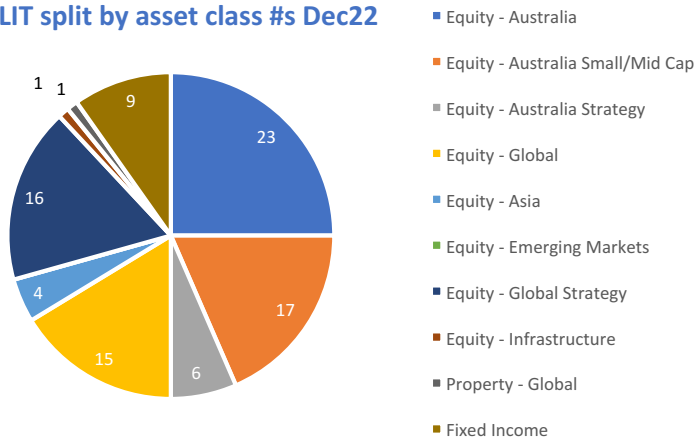
Equity Global, (total: Asian, emerging and infrastructure)

37

Fixed Income

9

LIC/LIT split by asset class #s Dec22



The Listed Investment Companies and Trusts Association (LICAT) represents the interests of Listed Investment Companies (LICs) and Listed Investment Trusts (LITs) and over 850,000 Australians investing in the LIC and LIT sector. The sector has proved popular with investors for close to 100 years, providing easy access to professional fund managers who actively manage a range of underlying asset classes which extend from Australian shares to global equities, fixed income, infrastructure, alternatives and property across a range of investment strategies. The investor base of the sector is made up predominantly of retail investors and SMSF trustees, many of whom are self-directed and who rely upon the investment expertise of the LIC or LIT manager to guide their investments.

Listed Investment Companies and Trusts Association Limited

ACN 161 506 985

Registered office: Level 16, 68 Pitt Street Sydney NSW 2000 Australia