

LISTED INVESTMENT COMPANIES and TRUSTS ASSOCIATION LTD



SECTOR REPORT

MARCH 2023

Comparisons

LIC/LIT sector \$Ms

\$48,918

change in mkt cap on Y/a

-\$5,016

-9.3%

Broad market:

All ordinaries (pts)

-416

-5.3%

S&P/ASX200 (pts)

-322

-4.3%

Comparisons by asset class, structure & benchmarks year on year

| | Mar-22 Mkt Cap \$M | Mar-23 Mkt Cap \$M | change on Y/a \$ms/pts % | |
|-----------------------------|--------------------------|--------------------------|-----------------------------|--------------|
| LIC/LIT sector total | 53,934 | 48,918 | -5,016 | -9.3% |
| Equity Australian (total) | 34,154 | 31,006 | -3,148 | -9.2% |
| Equity Global (total) | 14,004 | 12,594 | -1,410 | -10.1% |
| Fixed income (total) | 5,776 | 5,318 | -458 | -7.9% |

| | | | | |
|---------------|--------|--------|--------|--------|
| LIC structure | 43,444 | 39,478 | -3,966 | -9.1% |
| LIT structure | 10,490 | 9,439 | -1,051 | -10.0% |

Comparisons

| | | | | |
|---------------------------|-----------|-----------|----------|-------|
| All ordinaries | 7,789.6 | 7,373.3 | -416 | -5.3% |
| S&P/ASX 200 (XJO) | 7,499.6 | 7,177.8 | -322 | -4.3% |
| S&P/ASX 200 accum (XJOAI) | 88,049.0 | 88,137.9 | 89 | 0.1% |
| ASX Cap value | 2,666,866 | 2,507,727 | -159,139 | -6.0% |

Trends

LIC/LIT sector \$Ms

Change in mkt cap over

5 years

\$7,914

19%

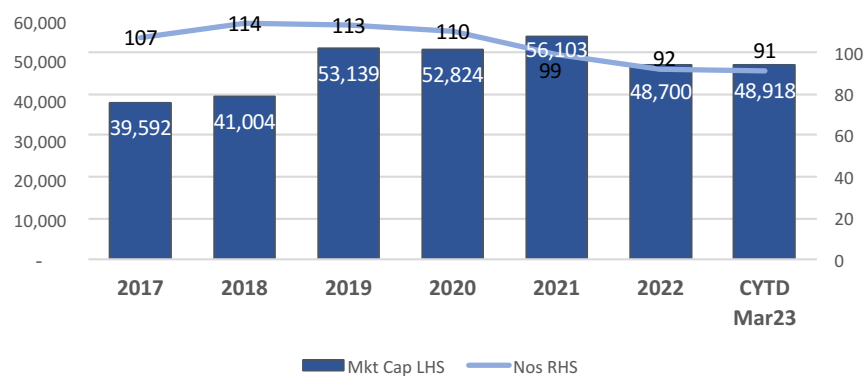
Change in entity #s over

5 years

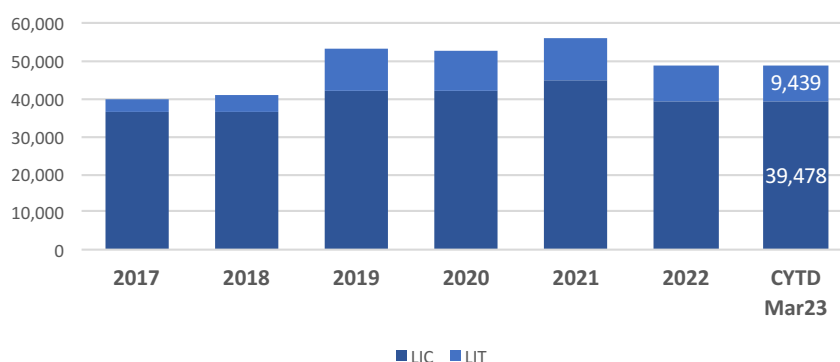
-23

-20%

LIC/LIT numbers & market cap \$Ms



LIC/LIT market cap split by structure \$Ms



LISTED INVESTMENT COMPANIES and TRUSTS ASSOCIATION LTD



SECTOR REPORT

MARCH 2023

Dec17 \$Ms

Sector market cap/share

\$39,591

Equity Aus (total):

\$30,358

77%

Equity Global (total):

\$8,583

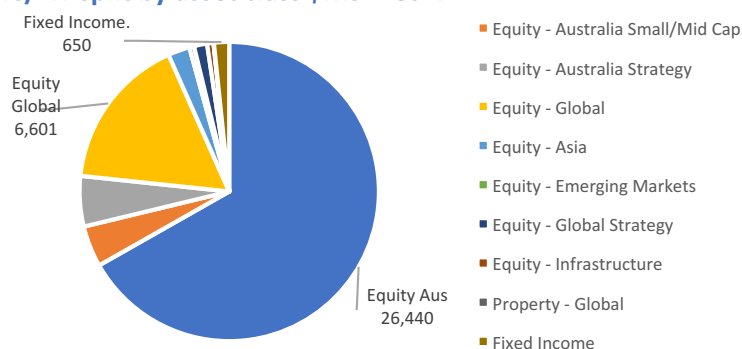
22%

Fixed Income (total):

\$650

2%

LIC/LIT split by asset class \$Ms Dec17



Mar23 \$Ms

Sector market cap/share

\$48,918

Equity Aus (total):

\$30,989

63%

Equity Global (total):

\$12,611

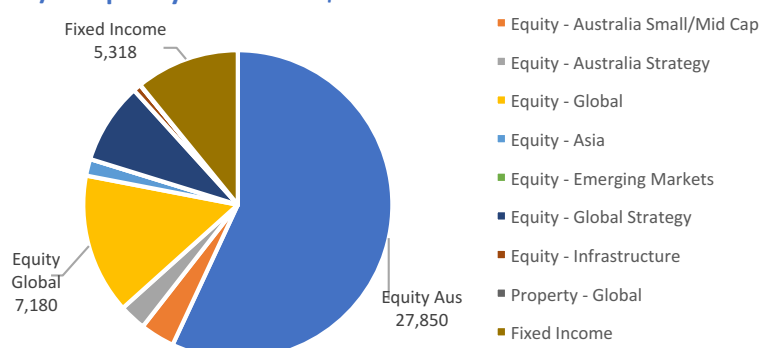
26%

Fixed Income

\$5,318

11%

LIC/LIT split by asset class \$Ms Mar23



Mar23 #s

LIC/LIT sector diversification opportunities by number:

Equity Aus, (total: large cap, small/midcap and strategy)

45

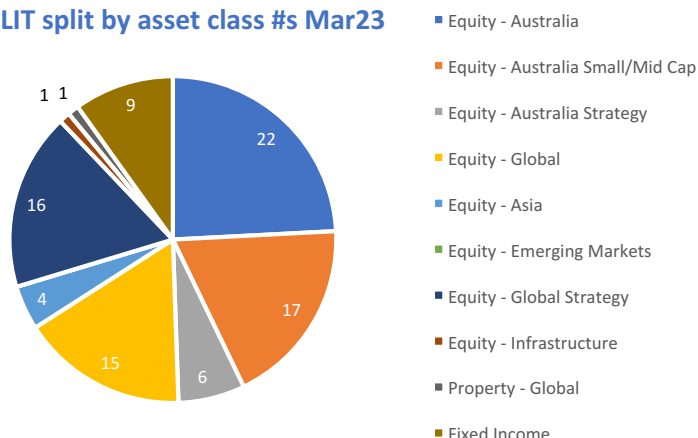
Equity Global, (total: Asian, emerging and infrastructure)

37

Fixed Income

9

LIC/LIT split by asset class #s Mar23



The Listed Investment Companies and Trusts Association (LICAT) represents the interests of Listed Investment Companies (LICs) and Listed Investment Trusts (LITs) and over 850,000 Australians who invest in the LIC and LIT sector. LICs and LITs have been assisting investors grow their wealth for nearly 100 years, providing easy access to professional fund managers who actively manage a range of underlying asset classes which extend from Australian shares to global equities, fixed income, infrastructure, alternative assets and property across a range of investment strategies. The investor base of the sector is made up predominantly of retail investors and SMSF trustees, many of whom are self-directed and who rely upon the investment expertise of the LIC or LIT manager to guide their investments.

Listed Investment Companies and Trusts Association Limited

ACN 161 506 985

Registered office: Level 16, 68 Pitt Street Sydney NSW 2000 Australia