

LISTED INVESTMENT COMPANIES and TRUSTS ASSOCIATION LTD



SECTOR REPORT

JUN 2023

Comparisons

LIC/LIT sector \$Ms

\$48,519

change in mkt cap on Y/a

\$889

1.9%

Broad market:

All ordinaries (pts)

655

9.7%

S&P/ASX200 (pts)

635

9.7%

Comparisons by asset class, structure & benchmarks year on year

	Jun-22 Mkt Cap \$M	Jun-23 Mkt Cap \$M	change on Y/a \$ms/pts %	
LIC/LIT sector total	47,631	48,519	889	1.9%
Equity Australian (total)	30,620	30,479	-141	-0.5%
Equity Global (total)	11,690	12,703	1,013	8.7%
Fixed income (total)	5,321	5,337	16	0.3%

LIC structure	38,385	38,853	468	1.2%
LIT structure	9,246	9,666	420	4.5%

Comparisons

All ordinaries	6,746.5	7,401.5	655	9.7%
S&P/ASX 200 (XJO)	6,568.1	7,203.3	635	9.7%
S&P/ASX 200 accum (XJOAI)	77,568.6	89,031.7	11,463	14.8%
ASX Cap value	2,308,049	2,504,168	196,119	8.5%

Trends

LIC/LIT sector \$Ms

Change in mkt cap over

5 years

\$7,515

18%

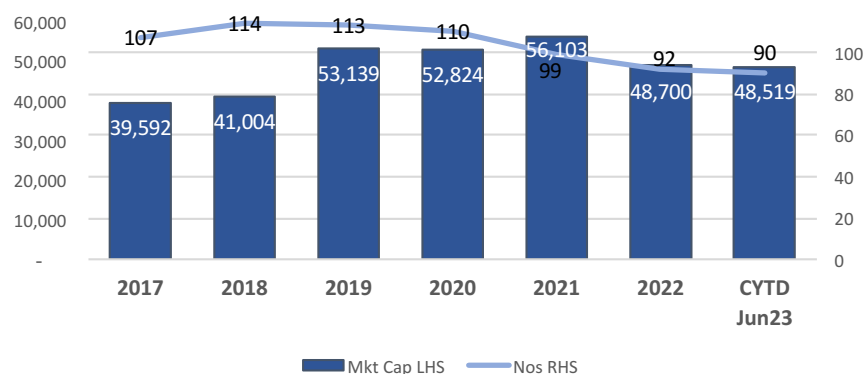
Change in entity #s over

5 years

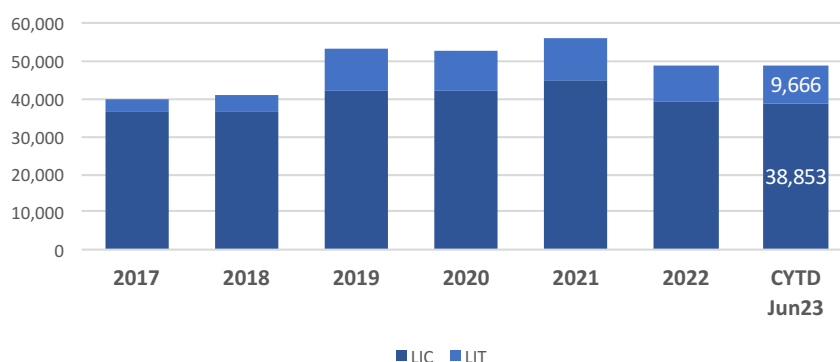
-24

-21%

LIC/LIT numbers & market cap \$Ms



LIC/LIT market cap split by structure \$Ms



LISTED INVESTMENT COMPANIES and TRUSTS ASSOCIATION LTD



SECTOR REPORT

JUN 2023

Dec17 \$Ms

Sector market cap/share

\$39,591

Equity Aus (total):

\$30,358

77%

Equity Global (total):

\$8,583

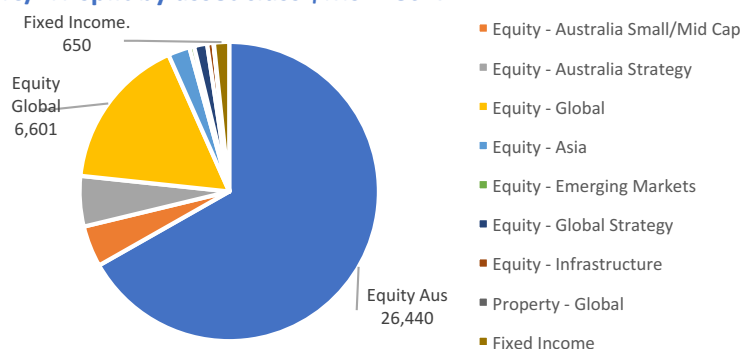
22%

Fixed Income (total):

\$650

2%

LIC/LIT split by asset class \$Ms Dec17



Jun23 \$Ms

Sector market cap/share

\$48,519

Equity Aus (total):

\$30,463

63%

Equity Global (total):

\$12,719

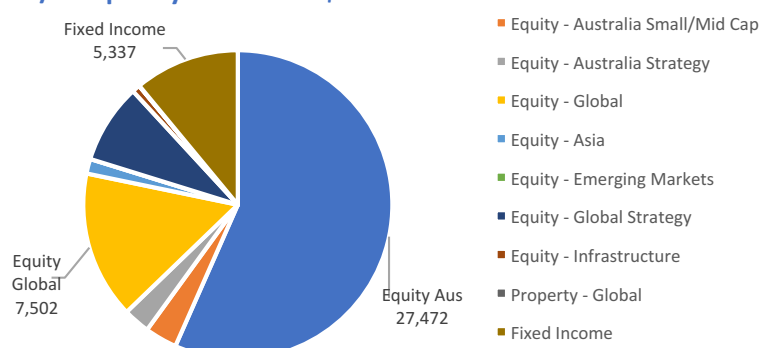
26%

Fixed Income

\$5,337

11%

LIC/LIT split by asset class \$Ms Jun23



Jun23 #s

LIC/LIT sector diversification opportunities by number:

Equity Aus, (total: large cap, small/midcap and strategy)

45

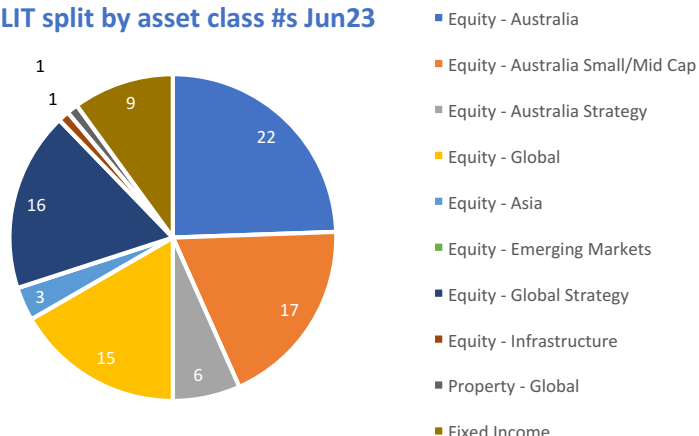
Equity Global, (total: Asian, emerging and infrastructure)

36

Fixed Income

9

LIC/LIT split by asset class #s Jun23



The Listed Investment Companies and Trusts Association (LICAT) represents the interests of Listed Investment Companies (LICs) and Listed Investment Trusts (LITs) and over 850,000 Australians who invest in the LIC and LIT sector. LICs and LITs have been assisting investors grow their wealth for nearly 100 years, providing easy access to professional fund managers who actively manage a range of underlying asset classes which extend from Australian shares to global equities, fixed income, infrastructure, alternative assets and property across a range of investment strategies. The investor base of the sector is made up predominantly of retail investors and SMSF trustees, many of whom are self-directed and who rely upon the investment expertise of the LIC or LIT manager to guide their investments.

Listed Investment Companies and Trusts Association Limited

ACN 161 506 985

Registered office: Level 16, 68 Pitt Street Sydney NSW 2000 Australia